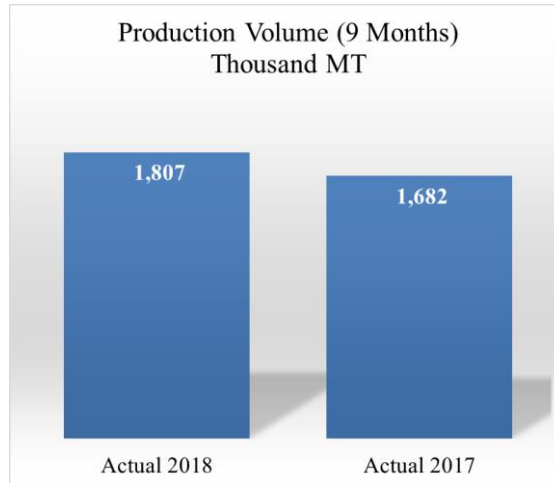


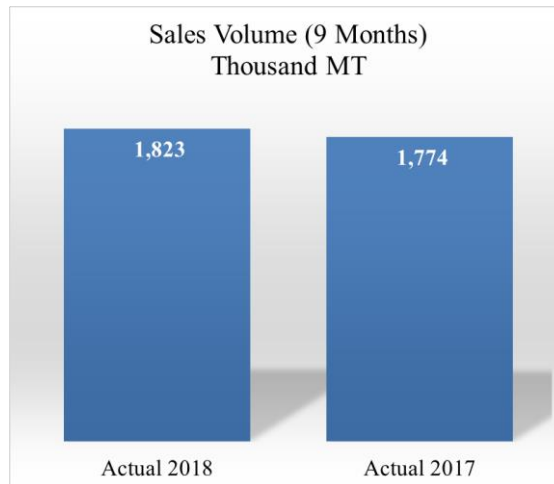
1) **Potash Production**

APC produced (1,807) thousand MT of potash in the first 9 months of 2018 with 7% increase compared to (1,682) thousand MT for the same period last year.



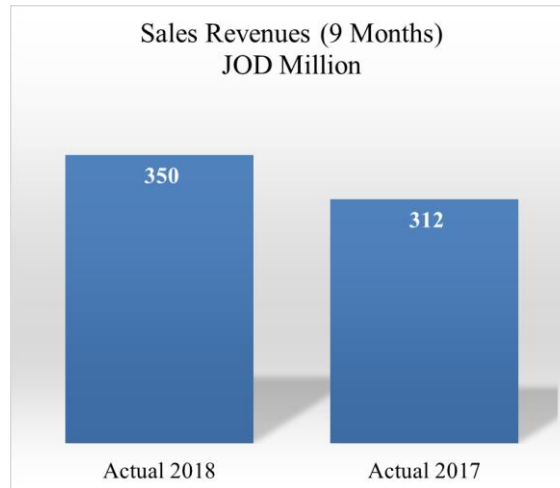
2) **Potash Sales Quantity**

APC's sales volume increased by 3% for the first 9 months of 2018 and stood at (1,823) thousand MT compared with (1,774) thousand MT for the same period last year.



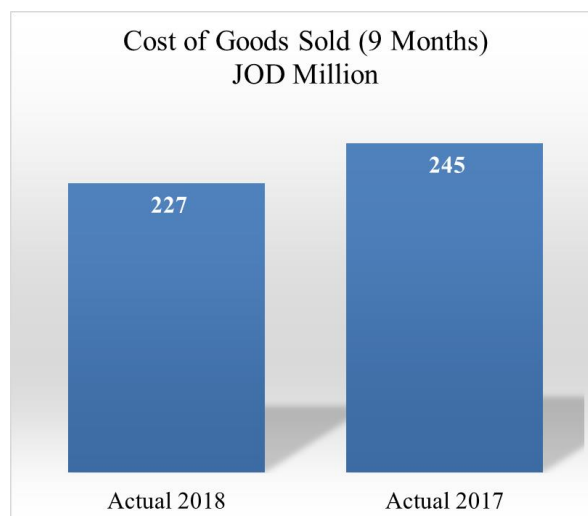
### 3) Sales Revenues

APC's consolidated revenues stood at JOD (350) million in the first 9 months of 2018 compared to JOD (312) million for the same corresponding period last year with an increase of 12%.



### 4) Cost of Goods Sold

APC recorded JOD (227) million in cost of goods sold for the first 9 months of the year 2018 compared to JOD (245) million for the same period last year with 7% decrease. This decrease came despite the fact that the production and sales volumes increased in 2018 compared to 2017 which reflect the efficiency of the solutions implemented by APC management to control the costs especially the energy cost.



5) **Profits**

Net profits after tax for the first 9 months of the year 2018 stood at JOD (88.8) million compared to JOD (61.7) million for the same period last year with an increase of 44%. APC achieved JOD (79.3) million profit from operations in the first 9 months of the year 2018 compared to JOD (33) million for the same period last year with an increase of 140%.

