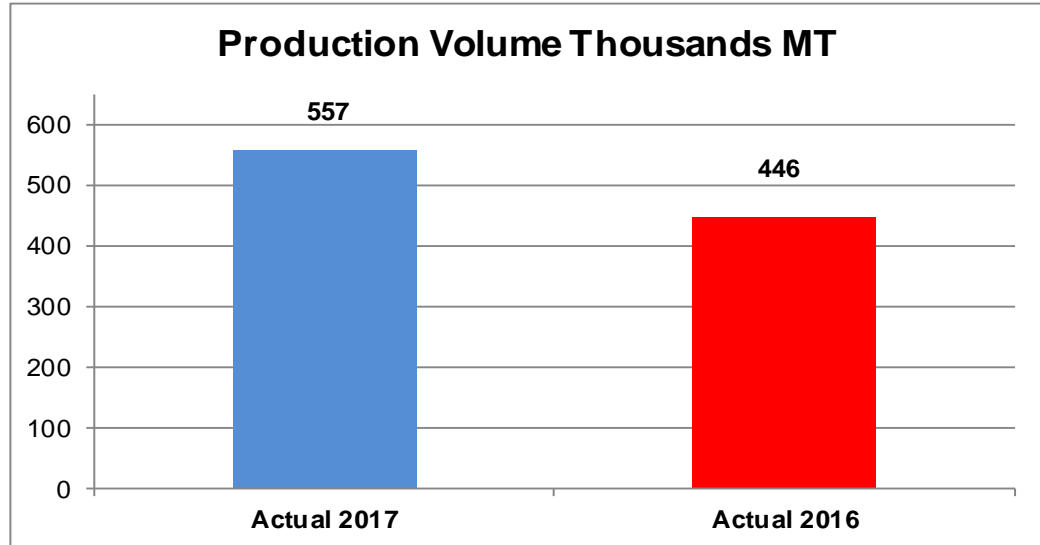


Consolidated Financial Results of the Company from 1/1/2017 till 31/3/2017

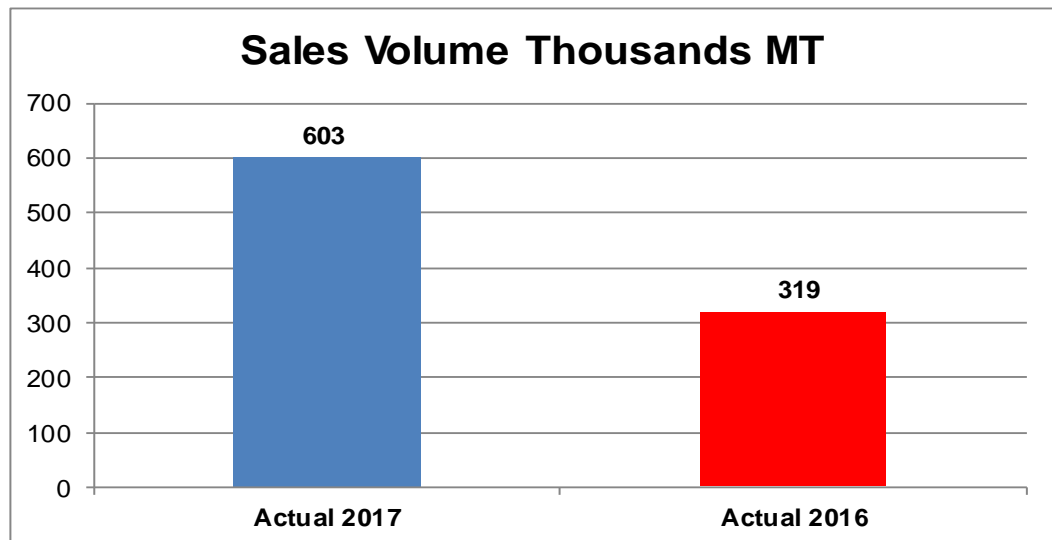
1) Potash Production

Total quantity produced was 557 thousand MT for the first quarter of the year 2017, compared with 446 thousand MT produced for the same period of last year, representing an increase of 25%. **This increase is mainly due to the ability to maintain production with minimal shutdown. Last year, Two months of maintenance shutdown took place starting March for one of APC's main plants (Hot Leach Plant) that resulted in drop in production. The monthly capacity of HLP plant is 120 thousand MT.**



2) Potash Sales Quantity

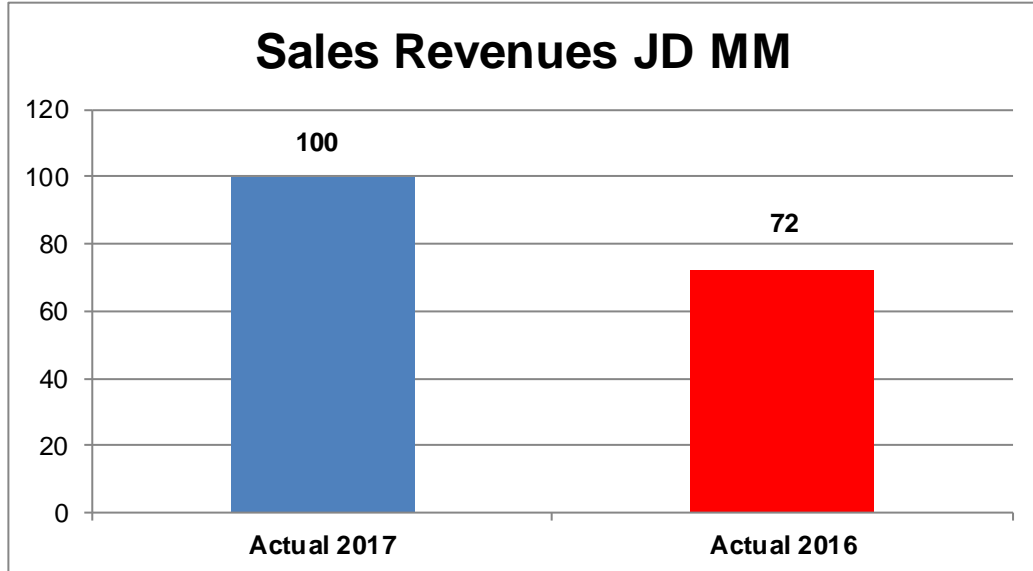
Total quantity sold was 603 thousand MT for the first quarter of year 2017, compared with 319 thousand MT sold for the same period of last year, representing an increase of 89%. **The increase in sales is mainly due to a delay in signing annual contracts with China and India in 2016. Additionally, the first quarter of 2017 is benefiting from carryover sales from these same 2016 contracts with China and India.**



3) **Sales Revenues:**

Consolidated Revenues for the first quarter of year 2017 amounted to JD 100 million compared to JD 72 million for the same period of last year, an increase of 39%.

The increase in sales revenues was mainly attributed to the increase in potash sold quantities which more than offset the drop in international prices which are currently at the lowest level in 10 years.



4) **Profits**

Consolidated profits before income tax for the first quarter of year 2017 amounted to JD 29.1 million compared to JD 25.8 million for the same period of last year. Net profit after tax for the first quarter of 2017 is JD 26.3 million compared to JD 23.5 million last year, an increase of 12%.

The increase in net profits was mainly attributed to the sale of Jordan Magnesia Company and recording a gain of JD 7.9 million as non-operational activities. The below chart shows the increase in Arab Potash Company's net profit for the first quarter of year 2017 compared to the same period of 2017:

